

Scenic City Summer Show

Hunt Seat Equitation (Select, Amateur and Youth)

Show Date: July 4, 2025

Be ready at A.

1. Walk two horse lengths from A.
2. Sitting trot to B.
3. Posting trot a half circle on the right diagonal until even with B.
4. Canter a straight line and then a half circle on the left lead until halfway between A and B.
5. Perform a simple lead change.
6. Canter on the right lead to B and then in a half circle until even with B.
7. Posting trot on the left diagonal until even with A.
8. Stop and back approximately one horse length.

Follow the instructions of your ring steward.

Walk	-----
Trot	- - - - -
Extended Trot	— — — — —
Canter	—————
Leg Yield	
Lead Change	↗ ↘
Back	← ← ← ← ←
Marker	(B)
Sidepass	← — — — — →
Hand Gallop	—————

[HSE/1-58]

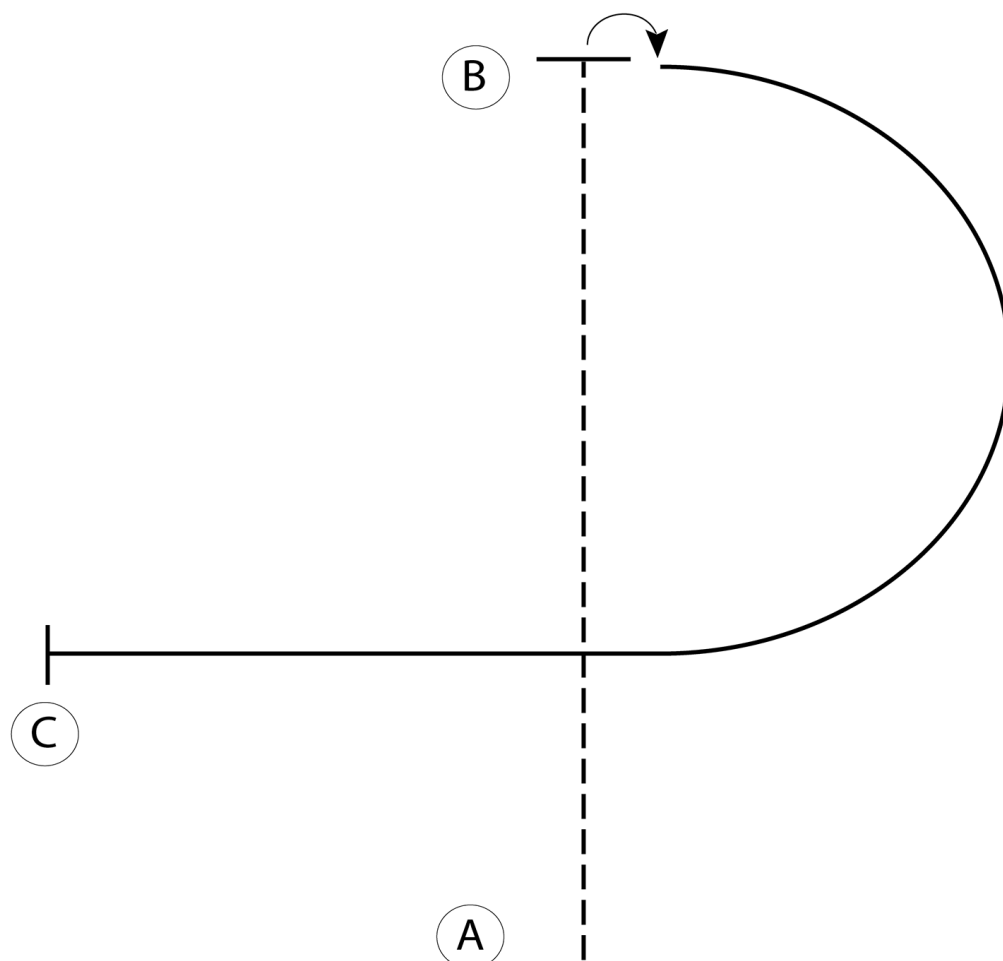
Pattern Provided by:

Libby Michaud

Scenic City Summer Show

Hunt Seat Equitation, All Level 1 (Youth and Amateur)

Show Date: July 4, 2025



1. Posting trot on the left diagonal from A to B
2. At B stop and perform a 90 degree turn on the forehand to the right
3. Canter on the right lead from B to C
4. At C stop

Walk	-----
Trot	- - - - -
Extended Trot	— — — — —
Canter	—————
Leg Yield	
Lead Change	↗ ↘
Back	← ← ← ← ←
Marker	(B)
Sidepass	← — — — — →
Hand Gallop	—————

[HSE/1-28]

Pattern Provided by:

Libby Michaud

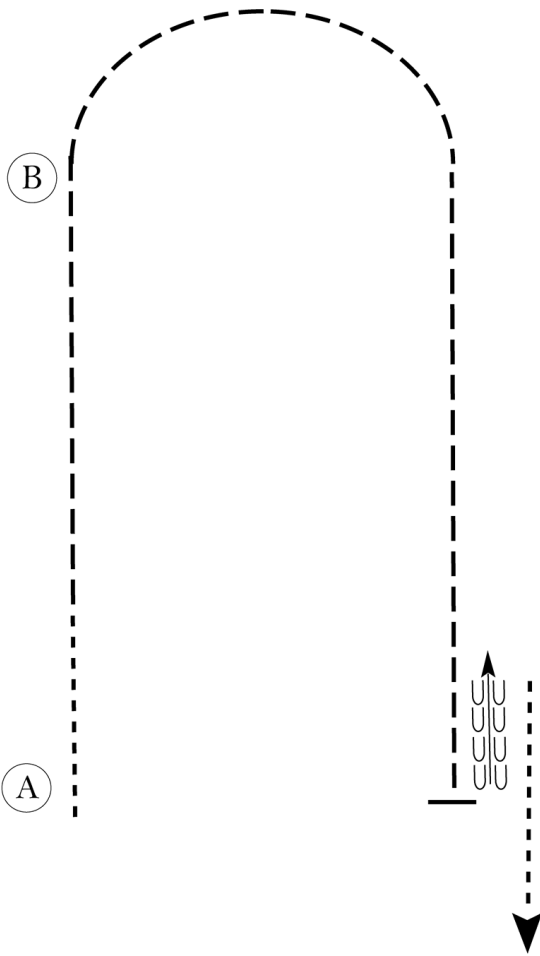
Scenic City Summer Show

Hunt Seat Equitation (All W/T)

Show Date: July 4, 2025

www.HorseShowPatterns.com

www.HorseShowPatterns.com



Be ready at A.

1. Walk approximately 2 horse lengths.
2. Posting trot on the left diagonal to B.
3. Sitting trot in a half circle until even with B.
4. Posting trot on the right diagonal until even with A.
5. Halt and back approximately one horse length.
6. Exit pattern at a walk.

Follow the instructions of your ring steward.

Walk	-----
Trot	- - - - -
Extended Trot	— — — — —
Canter	
Leg Yield	
Lead Change	— — — — —
Back	← ← ← ← ←
Marker	(B)
Sidepass	← — — — — →
Hand Gallop	— — — — —

[HSE/WT-56]

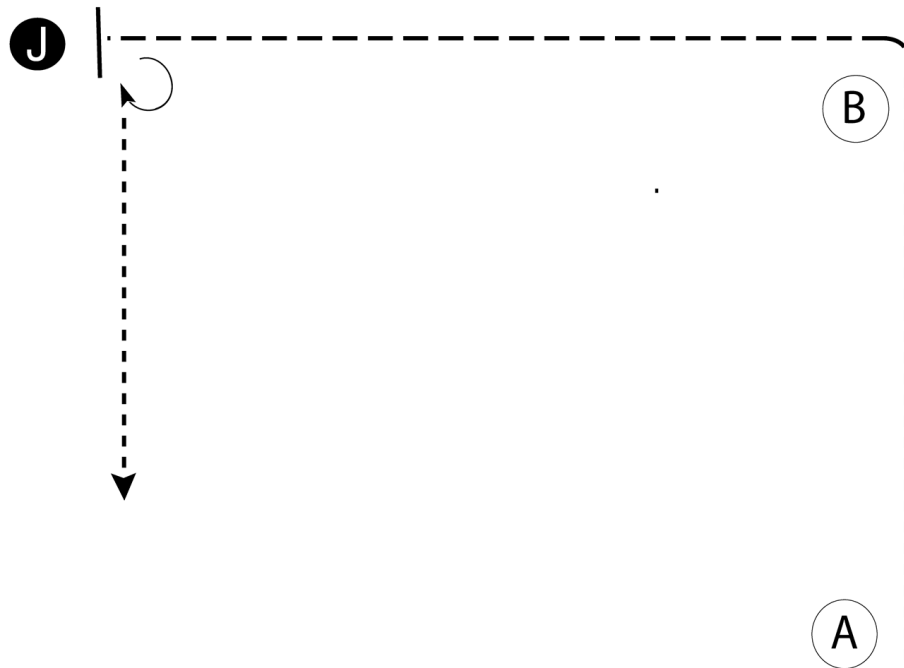
Pattern Provided by:

Libby Michaud

Scenic City Summer Show

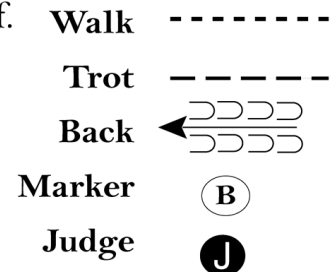
Showmanship (9 and Under)

Show Date: July 4, 2025



Be ready at A.

1. Walk to B.
2. Trot around B and to judge.
3. Stop and set up for inspection.
4. When dismissed, turn 270 degrees and walk straight off.



[S/WT-23]

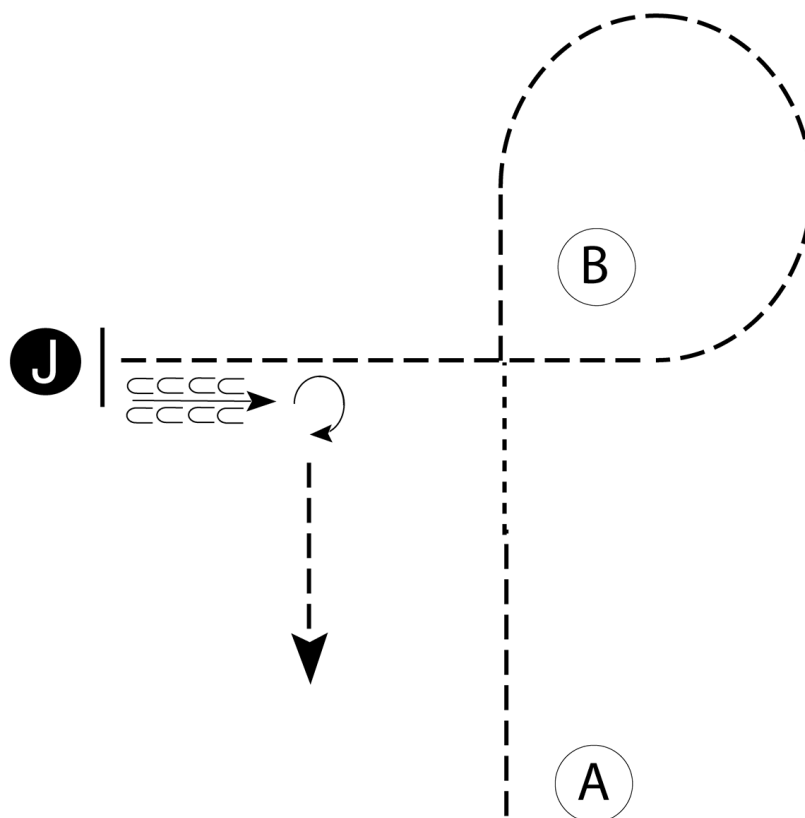
Pattern Provided by:

Libby Michaud

Scenic City Summer Show

Showmanship (Select, Amateur and Youth)

Show Date: July 4, 2025



Be ready at A.

1. Trot halfway to B.
2. Walk two horse lengths.
3. Trot to and around B as shown.
4. Trot to the judge. Stop and set up for inspection.
5. When dismissed, back approximately 2 horse lengths.
6. Perform a 270 degree turn and trot straight away.

Follow the instructions of your ring steward.

Walk - - - - -
Trot - - - - -
Back ← C C C C C
Marker (B)
Judge (J)

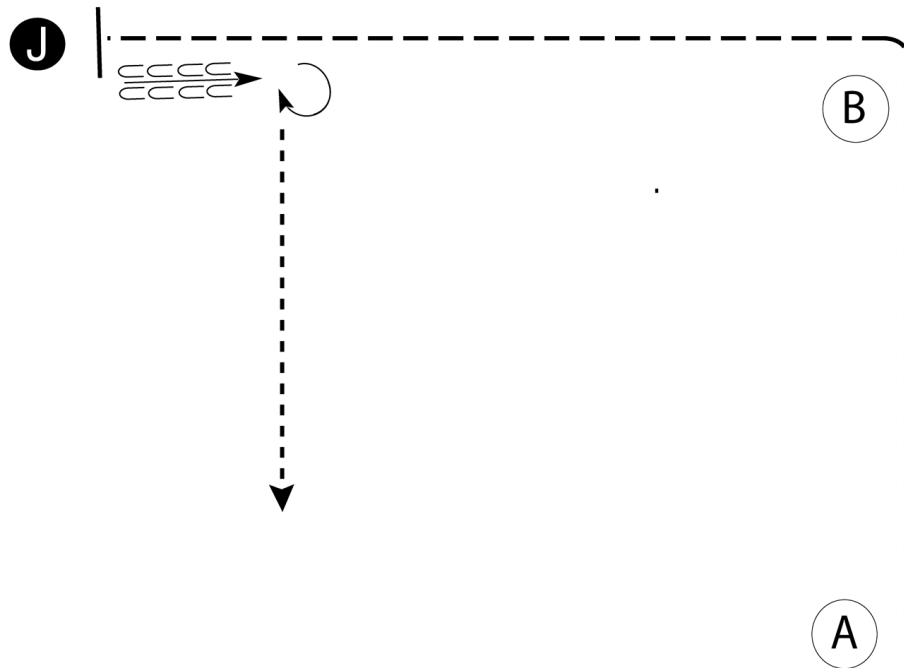
[S/1-78]

Pattern Provided by:
Libby Michaud

Scenic City Summer Show

Showmanship, All Level 1 (Youth and Amateur)

Show Date: July 4, 2025



Be ready at A.

1. Walk to B.
2. Trot around B and to judge.
3. Stop and set up for inspection.
4. When dismissed, back one horse length.
5. Turn 270 degrees and walk straight off.

Walk -----
Trot - - - - -
Back ←
Marker (B)
Judge (J)

[S/1-23]

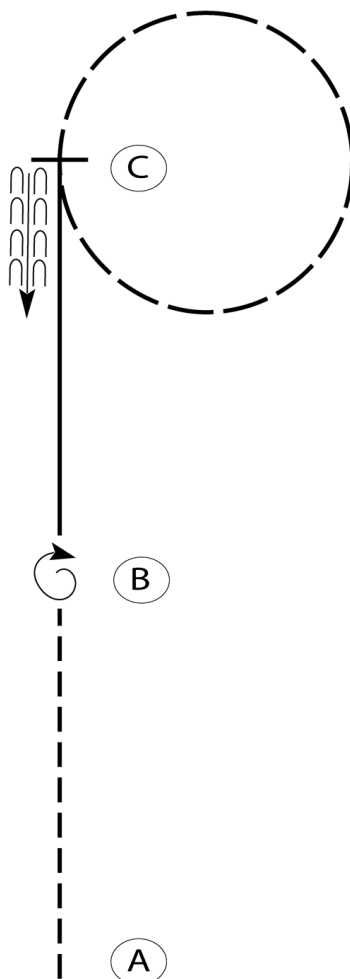
Pattern Provided by:

Libby Michaud

Scenic City Summer Show

Western Horsemanship (Youth, Amateur and Select)

Show Date: July 4, 2025



Be ready at A.

1. Jog from A to B.
2. Stop at B and perform a 360 degree turn to the right.
3. Lope on the right lead to C.
4. Even with C, break to an extended jog and circle to the right.
5. Stop at C and back one horse length

Retire to the rail or line up at a jog.

Walk	-----
Jog	- - - - -
Extended Jog	- - - - -
Lope	=====
Leg Yield	
Lead Change	— / —
Back	← ← ← ← ←
Marker	ⓑ
Sidepass	← ← ← ← ←

[WH/2-20]

Pattern Provided by:

Libby Michaud

Scenic City Summer Show

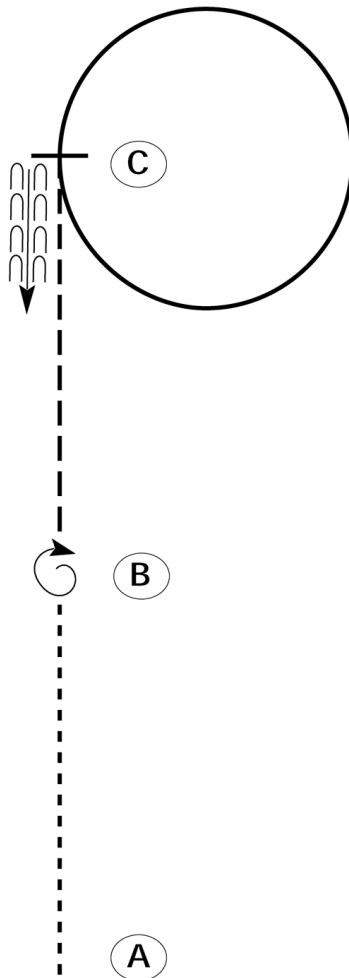
Horsemanship, All Level 1 (Youth and Amateur)

Show Date: July 4, 2025

Be ready at A.

1. Walk from A to B.
2. Stop at B and perform a 360 degree turn to the right.
3. Jog to C.
4. Even with C, lope a circle to the right on the right lead.
5. Stop at C and back one horse length.

Follow the instructions of your ring steward.



Walk	-----
Jog	- - - - -
Extended Jog	- - - - -
Lope	=====
Leg Yield	
Lead Change	— / —
Back	← ← ←
Marker	ⓑ
Sidepass	← — — — — →

[WH/1-47]

Pattern Provided by:

Libby Michaud

Scenic City Summer Show

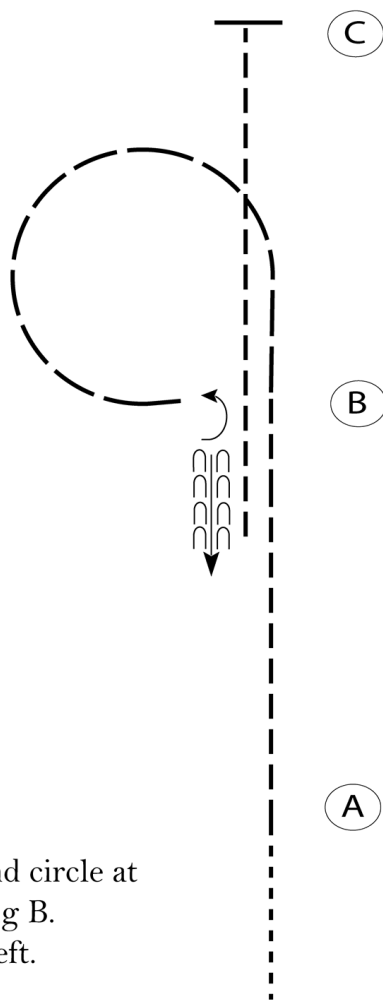
Horsemanship (All Walk Trot)

Show Date: July 4, 2025

Begin before A at a walk.

1. Jog from A to B.
2. At B, extend the jog and circle at B as shown. Stop facing B.
3. Turn 1/4 turn to the left.
4. Back one horse length.
5. Jog to C. Stop at C.

Follow the instructions of your ring steward.



Walk	-----
Jog	- - - - -
Extended Jog	- - - - -
Lope	=====
Leg Yield	
Lead Change	— / —
Back	← C C C C C
Marker	(B)
Sidepass	←-----→

[WH/WT-17]

Pattern Provided by:

Libby Michaud